



MAXIM MERRY SCHOOL

AFFILIATED TO CBSE (CODE- 1631028)



HOLIDAY



Homework

*Happy
Holidays*

Session 2024-2025

CLASS - III

Dear Parents,
Exciting time is here again!!!



It's time for Summer Vacation and fun filled activities. Summer vacation is the best time for learning and for nurturing creativity, for exploring places and for fun.

We at MAXIM MERRY believe that children are reservoirs of potential. It is very important to ignite their imagination, and foster an outlook that helps them imagine, explore, discover and rediscover.

The holidays homework designed would not only enhance their learning but would also be very effective in building up their reasoning and analytical skills.

Remember that Summer Vacation is the best time to connect with your children, relax and enjoy. So spend these holidays creating a nurturing and stimulating environment filled with fun, frolic, learning and education.

Best Regards,
Class Incharge

Fun Rules for Summer Break

Dear Students,



- Start your day with Morning Prayer.
- Meditate and do simple yoga exercises.
- Due to scorching heat you cannot go out to play, so try to play indoor games like scrabble, chess, atlas, word building etc.
- Utilise your time in reading story books, drawing, colouring and painting.
- Take good care of your health and hygiene. Avoid heavy and oily food, increase intake of fresh fruits and water to keep yourself well hydrated and energetic.
- Help your mother to keep the house clean and well organized and do small household jobs like dusting, watering plants, laying dinner table.

WE WISH YOU TONS OF HAPPINESS, JOY AND FUN WHILE YOU ARE ON VACATION.

HOLIDAYS HOMEWORK

SUBJECT:-ENGLISH

- 1 One page calligraphy everyday.
- 2 Choose one good story and map your story.
- 3 Create your own fairy tale.
- 4 Make a greeting card to welcome a new child in your class.
- 5 Design a superhero identity card.
- 6 Create 5 riddles related to animals,birds,fruits and vegetables.
- 7 Write 2 poems (Haiku)
- 8 Revise the work done in class thoroughly.

SCIENCE HOLIDAY HOMEWORK

Que-1. Find out 10 MCQ questions from Ch 1-4.

Que-2. Learn all work done in notebook, book and worksheet book.

Que-3. We suggest you may visit "**Bird Park** " in Chandigarh with your child. Take pictures of different birds . Tell about the shape of beak and feet. Paste pictures in a scrap file and write about their shape of beak and feet.

Que-4. Make a chart showing different Parts of Plant. (Roll no.1-10)

Que-5. Make a chart showing different parts of Leaf. (Roll no. 10-20)

Que-6. Make a chart showing different shapes of leaf (Roll no 20-30)

Que-7 world Environment Day is celebrated on 5th June every year. Let us take a pledge to save our environment by discarding the use of plastic bags and replacing them with paper bags. Make a beautiful paper bag of your choice and bring it to school after the vacations.

Que-8 Imbibe following **social skills** in your child:

- * Greeting with a smile when someone comes to the house.
- * Conversing freely with visitors , relatives coming over to the house.

Que-9 Write a short note on:

“Save water save life” or “Importance of Trees”

LET'S CREATE SOMETHING

Make beautiful planters using waste products like bottles, cans etc. and make kitchen garden.

SOCIAL SCIENCE

Holidays Homework class III

Note: All Questions are compulsory .

Project Work is allotted Roll no wise.Do the Questions inruled A4 sheets.

Compile it in a folder.

- * On A4 size sheet draw the tools used by early humans
- * Draw the image of earth and write 5 lines on earth

* Make a Compass with cardboard and marking all the directions for eg. North, South, east and west.

Make a beautiful card on father's day to show your love for him. Upload the pictures on NLP activity tab.

Revise the syllabus that which we have done in the class

ACTIVITY- Draw the diagram of earth and write 5 lines to save earth from global warming.

ਜਮਾਤ - ਤੀਜੀ

ਛੁੱਟੀਆਂ ਦਾ ਕੰਮ

ਪਾਠ-2 ਨਿੱਕੀ ਦੀ ਵੱਡੀ ਗੱਲ ਵਿੱਚੋਂ ਸਿਹਾਰੀ ਬਿਹਾਰੀ ਲੱਭ ਕੇ ਕੋਈ ਦਸ ਸ਼ਬਦ ਲਿਖੋ।

ਪਾਠ-3 ਸ੍ਰੀ ਗੁਰੂ ਨਾਨਕ ਦੇਵ ਜੀ ਦੀਆਂ ਤਿੰਨ ਬਾਣੀਆਂ ਦੇ ਨਾਂ ਲਿਖੋ ਅਤੇ ਉਹਨਾਂ ਦੇ ਸਾਥੀਆਂ ਦੇ ਨਾਂ ਵੀ ਲਿਖੋ।

ਵਿਆਕਰਨ

- 1- ਦਸ ਜਾਨਵਰਾਂ ਦੇ ਨਾਮ ਲਿਖੋ ਕਿਸੇ ਇੱਕ ਦਾ ਚਿੱਤਰ ਬਣਾਓ।
- 2- ਇਕ ਤੋਂ ਦਸ ਤੱਕ ਗਿਣਤੀ ਲਿਖੋ ਅਤੇ ਚਿੱਤਰ ਬਣਾਓ।

ਸਾਰੇ ਬੱਚੇ ਪੰਜਾਬੀ ਅਖਬਾਰ ਪੜ੍ਹੋ।

GK HOLIDAY'S HOMEWORK

Revise all the work done in the class.

Art/Craft- Make beautiful border designs and Thoughts for your class display board.

(MATHS HOLIDAYS HOMEWORK)

1. USE MEASURING TAPE AND MEASURE

- a. YOUR HEIGHT
- b. YOUR HAND
- c. AROUND THE WAIST

d. AROUND THE NECK

2. Make a robot by using different geometrical shapes .

3. ODD AND EVEN POT STEPS:-

- Create two pots for Odd and Even numbers on a coloured sheet.
- Go around in your house taking number suggestions from your family members and friends. (1-200)
- Write those numbers on different coloured flowers and stick them on a thin hard surface for stability.
- Segregate those numbers into Odd and Even and stick the flowers inside the correct pot.

<https://www.youtube.com/watch?v=5aMiAFKL9ts>

4.(a) Collect the 5 shopping bills (paste it in a scrab book) and add the total amount of bills.

(b)Write the higher amount of bill and write less amount of bill.

5. Revise tables 2 to 15

Revision Worksheet

1. Fill in the missing numbers.

4,708 _____ 4,716

5,721 _____ 5,728

2. Write the place values of the digits of the number 5,721.

3. Write the expanded form.

5,726 = _____ + _____ + _____ + _____

4. Write the numbers in the given order.

Ascending Order	Descending Order
1,372; 2,342; 5,421; 1,014; 1,214	4,329; 6,431; 4,312; 2,648; 7,140
_____;	_____;
_____;	_____;
_____;	_____;
_____;	_____;
_____;	_____;

5. Compare the numbers, (use $<$, $>$ or $=$)

(a) $4,310$ _____ $4,212$

(b) $8,171$ _____ $8,618$

6. Write the Roman numerals for the following.

(a) 15 _____

(b) 20 _____

7. Fill in the blanks.

(a) $4,520 + 3,456 = + 4,520$

(b) $450 + 10 = \underline{\quad}$

(c) $500 + \underline{\quad} = 600$

(d) $40 + \underline{\quad} + 10 = 90$

5

ACTIVITY TIME

Students create their own tech gadgets, such as DIY robots, garden fountain and home device using the shapes.

कक्षा तीसरी
ग्रीष्मावकाश कार्य



लेखन कार्य

वर्णों की बनावट के सुधार के लिए रोज़ एक पेज लिखें।

रचनात्मक कार्य

दिए गए लिंक से कहानियों को देखो और अपनी मनपसंद कहानी को अपने शब्दों में चित्रों के साथ लिखो।

<https://youtu.be/X14FIFb-SHA>

https://youtu.be/rhu_Tk-hwJc

<https://youtu.be/9-fcanK5ckk>

चलो कुछ अच्छा करें

आप अपने आस-पास कई लोगों की मदद कर सकते हैं। आपकी पुरानी किताबें, खिलौने तथा कपड़े आप उन लोगों को दे सकते हैं जिन्हें इसकी ज़रूरत है। ऐसी कई संस्थान हैं जो पुरानी चीजों को लोगों से ले कर ज़रूरत मंद तक पहुँचाने का काम करती हैं। आप चाहें तो ऐसे संस्थान में जाकर अपनी पुरानी चीजें डोनेट कर सकते हैं या फिर अपने आस-पास भी किसी ज़रूरत मंद की मदद कर सकते हैं।

दोहराई - पाठ-1 से 4 तक याद करें।

सांस्कृतिक कहानी सुनाना

बछेंद्रीपाल जैसे अन्य महिला पर्वतारोही के संघर्ष और सफलता की कहानी पीपीटी या वीडियो के द्वारा दिखाएं।

चित्रों को देखिए तथा उनके नाम वर्ग पहेली में ढूँढें ।



प	क	ब	र	त	न
म	ट	र	क	ल	अ
र	च	ग	ल	क	ज
स	प	द	श	ज	ग
क	म	ल	च	त	र
त	थ	र	म	स	ट

चित्र वर्णन

❖ चित्र देखकर दिए गए शब्दों की सहायता से वाक्य पूरे कीजिये -



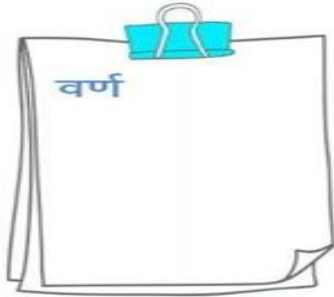
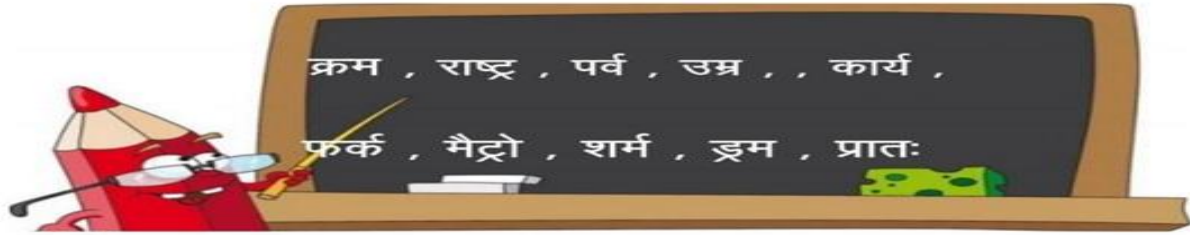
(बगीचे , झूला , हरियाली , टहल , पशु-पक्षी)

1. यह एक _____ का चित्र है।
2. बगीचे में बहुत _____ है।
3. राधा झूला _____ रही है।
4. सुमन अपने पिताजी के साथ _____ रही है।
5. बगीचे में बहुत सारे _____ भी हैं।



सोचिए समझिए और करिए -

प्रश्न 1- 'र' कई तरह से लिखते हैं। शब्द पढ़ो और सही जगह में लिखो-



प्रश्न दिए गए संयुक्त व्यंजन के दो - दो शब्द लिखो।

च्च - _____, _____
क्ख - _____, _____
प्प - _____, _____
स्त - _____, _____
क्त - _____, _____

प्रश्न ३- चित्र देख कर कहानी पूरी करो -



एक दिन एक



के किनारे टहल रहा

था । उसने एक



को



में तैरते

देखा । उसने सोचा कि मैं भी तैरूँगा । उसे



के नीचे एक



दिखाई दी ।



को उठा लाया । उसने



को उलटा करके



में

डाला और उछल कर उसमें बैठ गया ।

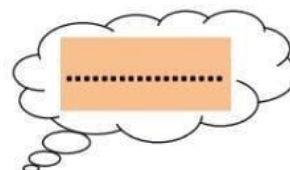
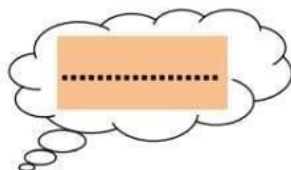
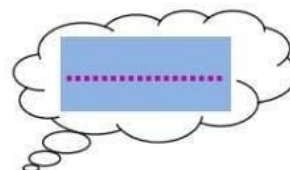
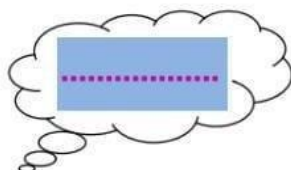
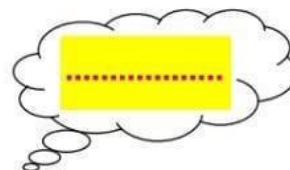
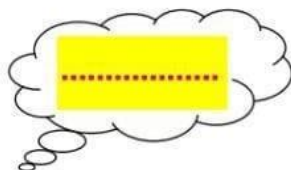
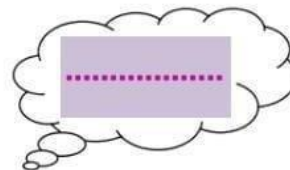
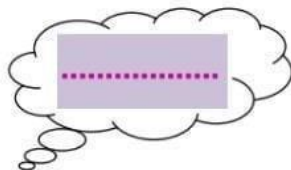
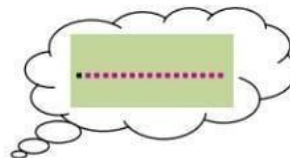
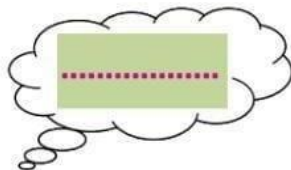


और



दोनों साथ-साथ तैरने लगे ।

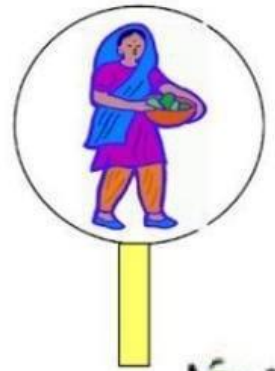
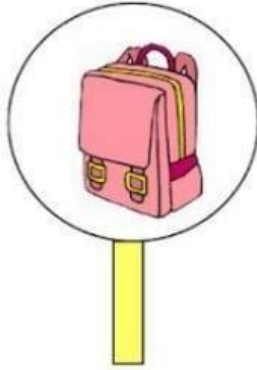
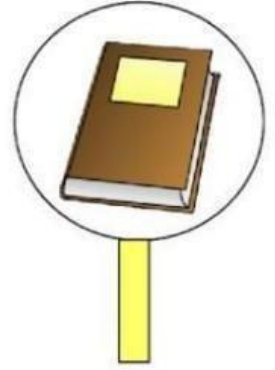
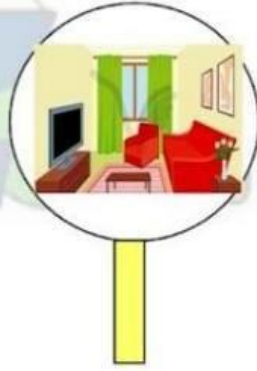
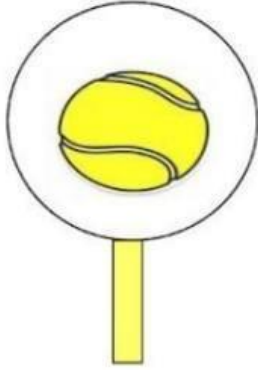
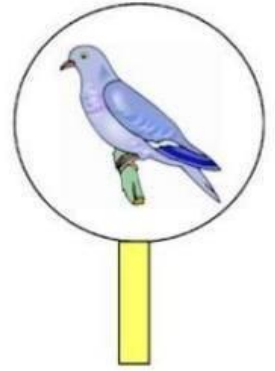

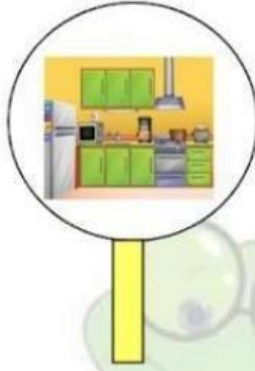
प्रश्न 4- चित्र पहचानकर उनके दो-दो पर्यायवाची लिखिए -



संज्ञा

वर्ग के अनुसार चित्रों को छाँट कर अलग करो -

● व्यक्ति, ● जानवर, ● स्थान, ● वस्तु



Computer

Properly learn chapter 1 and 2 from book and Note book

Paste all the input and output devices on A4 sheet.

Draw Computer with Keyboard and mouse on chart paper.

SOCIAL MEDIA

A4 sheet paste all social media logo with their name and explanation.

